



ANNUAL REPORT 2022-23

**BALUCHISTAN PUBLIC PROCUREMENT
REGULATORY AUTHORITY**

Table Of Contents

Mission & Vision	1	Capacity Buidling	7
MD's Message	3	Yearly Review	10
Executive Summary	4	Departmental Review	22
BPRRA's Team	5	Findings & Future Goals	44





Vision And Mission

Vision

A fair, transparent and professionally managed world-class public procurement system in Balochistan with an efficient monitoring mechanism for consistent attainment of best value for money and accountability in public procurements.

Mission

To improve Procurement Governance in the Province by ensuring the application of transparency, fairness, accountability, value for money and non-discriminatory procurement principles in public procurements in a manner that promote a competitive local industry.

Building a Legacy, Embracing the Future

Welcome to our Annual Report, a Showcase of Overall Public Procurement in Balochistan Throughout the Year.

Core Values



Integrity



Courage



Teamwork



Creativity



Abid Saleem Qureshi
Managing Director, BPPRA

MANAGING DIRECTOR'S MESSAGE

I am immensely pleased to present the Annual Report of the Balochistan Public Procurement Regulatory Authority (BPPRA) for the year 2022-23. This report marks a year of remarkable achievements and reinforces our commitment to transparency, efficiency, and capacity building in public procurement, all of which play pivotal role in driving the sustainable growth of Balochistan.

In 2022-23, the procuring agencies of various departments processed 16,786 tenders on BPPRA's Electronic Public Procurement System (EPPS), collectively worth a substantial 281 billion rupees. Among these tenders, 898 were e-bid tenders, and those have proven to be instrumental in generating significant savings for the province. Our dedication to modernizing procurement practices through E-bidding has not only expedited procurement processes but has also ensured cost-effective procurement, contributing to the prudent utilization of public funds.

One of our major endeavors in the past year was the realization of the pressing need for capacity building. In this regard, BPPRA conducted seventeen comprehensive training sessions for 300 procurement officers and 60 suppliers/vendors at our state-of-the-art BPPRA Training Facility. These training programs were designed to equip participants with the knowledge and skills required to navigate the intricacies of modern procurement practices. By empowering our stakeholders, we aim to enhance the overall efficiency and effectiveness of procurement processes across the province.

Furthermore, we are proud to announce our collaboration with six universities in Balochistan to initiate diploma programs and courses in the field of procurement. This partnership, facilitated by the Governance Policy Project (GPP) and the Institute of Management Sciences, (IM Sciences) Peshawar, is a testament to our commitment to nurturing future procurement professionals. These academic initiatives will not only create a skilled workforce but also promote research and innovation in the procurement sector.

Looking ahead, we are committed to building upon these accomplishments, further enhancing the procurement landscape in our province. We are eager to embrace new challenges and opportunities with the same dedication and enthusiasm that have propelled us thus far.

I extend my heartfelt gratitude to our talented team members who have consistently gone above and beyond to exceed expectations and drive our organization forward. Their unwavering passion, expertise, and commitment have been the bedrock of our achievements.

In closing, I extend my deepest gratitude to all who have contributed to our journey of progress. Together, we will continue to work relentlessly, ensuring that every procurement decision made under the auspices of BPPRA serves the best interests of the people of Balochistan.

EXECUTIVE SUMMARY

Background

Balochistan Public Procurement Regulatory Authority (BPPRA) was established in the last quarter of the year 2014, under Balochistan Public Procurement Regulatory Act 2009, with the objective to improve Procurement Governance in the Province. BPPRA's mandate is to enable the government to develop a transparent and cost effective public procurement system while ensuring transparency, accountability and quality in public procurements.

An Overview of 2022-2023

During the fiscal year spanning July 2022 to June 2023, the Balochistan Public Procurement Regulatory Authority (BPPRA) facilitated the processing of 16,792 tenders for Works, Goods, and Services, representing a cumulative value of 281 billion rupees. These tenders were processed by Procuring Agencies of various public departments, funded from both the Public Sector Development and Non-Development budgets.

The Electronic Public Procurement System (EPPS) has played a pivotal role in revolutionizing our procurement processes, taking in faster speed and efficiency while enhancing transparency. The efficiency rate in e-bids is evidently higher than manual bids, it takes 30 and 52 days respectively from tender publishing to evaluation. Similarly, the adoption of electronic bidding (e-bid) has demonstrated its effectiveness in delivering substantial cost savings, particularly evident in Works tenders, where a substantial amount of 2.7 billion rupees in savings have been realized through e-bidding procurements and similarly, the competition in E-Bidding has remained higher than the manual bids.

It is noteworthy that 1,731 tenders were subsequently cancelled by the respective departments. Out of the total tenders received, 15,057 were reviewed, while the evaluation reports for 9,197 tenders were made publicly available on the BPPRA's official website by the respective Procuring Agencies. The remaining tenders were in the process of evaluation. In terms of budget allocation, the Communication and Works Department emerged as the largest, with tenders worth a substantial 104 billion rupees. Conversely, in terms of numbers the Public Health Department led the way, by processing of 5,692 tenders, representing a total value of 21 billion rupees.

In an effort to bolster BPPRA's effectiveness and under the commitment to enhance the capabilities of government officials and vendors/suppliers, BPPRA organized a series of comprehensive training sessions dedicated to the Electronic Public Procurement system and BPPRA rules. Furthermore, in an innovative partnership with provincial universities, BPPRA introduced diploma programs and certifications in Balochistan, marking a historic milestone in our region's educational and professional landscape. Detailed information on the training sessions is elaborated further in this report.

BPPRA Team

Fueling Innovation

Meet the dedicated team of BPPRA professionals who have contributed their expertise, passion, and collaboration to drive better public procurement governance in the province.



Wings of BPPRA


Balochistan Public Procurement Regulatory (BPPRA) is comprised of a highly specialized and qualified human resource that is consistently facilitating procuring agencies to attain the superior level of procurements as envisaged in the BPPRA Act 2009.

- **Procurement (Works, Goods and Services)** BPPRA has two distinct procurement segments for works, and goods & services respectively providing guidance and technical support to the procuring agencies to execute procurement as per BPPRA guidelines. These two sections of procurement act as the back bone of BPPRA.
- **Monitoring and Evaluation (M&E)** M&E wing plays a significant role in tracking and assessing the progress of procuring agencies under a developed framework. M&E section timely highlights the shortcomings of tender process and communicates those to the concerned procuring agencies.
- **Capacity Building Section** Procuring agencies constantly need to be acquainted with BPPRA rules and regulations and for this purpose specialized personnel of capacity building team conduct training throughout the year on various subjects of BPPRA rules 2014.
- **MIS Section** MIS wing is the most important one, as all the procurement processes are initiated on BPPRA website. The MIS team is providing smooth services to more than 3000 procuring agencies 24/7, as all the tenders, evaluations and contract awards are uploaded on BPPRA website.
- **Admin & Finance** The Admin and Finance wing has a vital role in providing administrative and financial services so that other wings could function smoothly.

IMPROVING PROCUREMENT GOVERNANCE THROUGH CAPACITY BUILDING

2022-23

BPPRA, in partnership with GPP and IMS Peshawar, collaborated with the universities in Balochistan to pioneer the launch of diploma programs and certifications specializing in Public Procurement and Supply Chain Management.





Public procurement constitutes a substantial portion of the annual budget in Balochistan, accounting for 40% of total expenditures. The effectiveness of our procurement workforce is paramount, as it serves as the cornerstone for the successful implementation of all other aspects of a robust public procurement system. In collaboration with the World Bank through the GPP, BPPRA has introduced a series of training sessions aimed at equipping public procurement officers with the skills and knowledge needed to establish and oversee a fair, transparent, efficient, and technology-driven modern public procurement system. This includes the implementation of the Electronic Public Procurement System (ePPS) and e-Bidding in Balochistan.

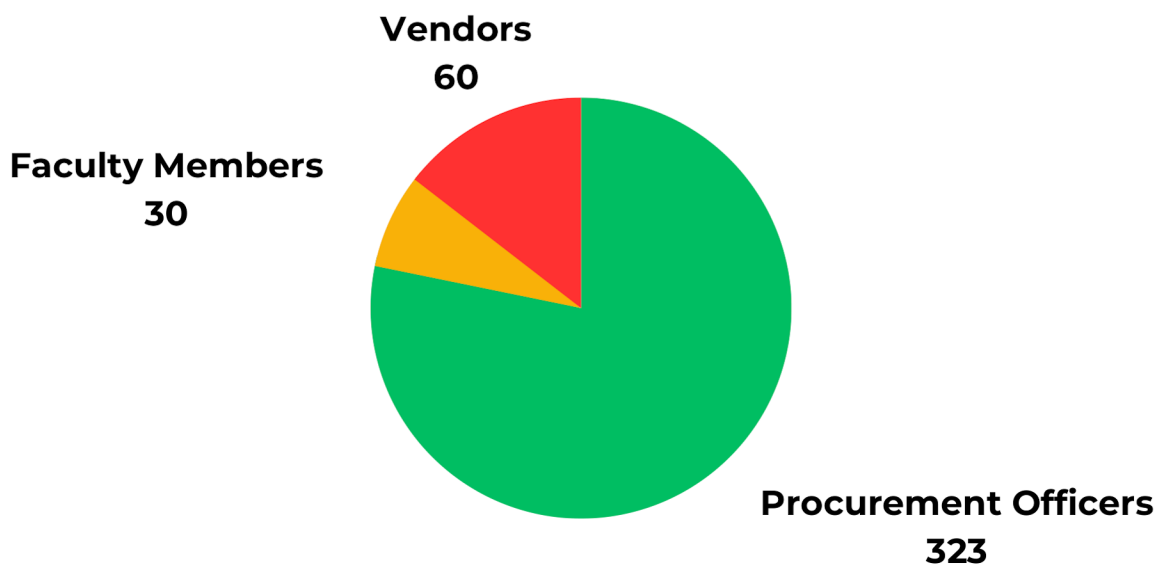
17 TRAINING SESSIONS CONDUCTED

- A total of 30 faculty members from six universities underwent on Public Procurement and Supply Chain Management training
- 323 Procurement Officers trained on BPPRA Rules and EPPS
- 60 Vendors and Suppliers Trained on EPPS

CAPACITY BUILDING



Capacity Building Results in Public Procurement and Supply Chain Management



Thirty faculty members from six universities completed intensive training in Public Procurement and Supply Chain Management. Simultaneously, 323 Procurement Officers were trained on BPPRA Rules and EPPS, while 60 Vendors and Suppliers received specialized training on EPPS. These initiatives aimed to enhance expertise and compliance within the procurement and supply chain field.



After the successful training initiatives, Procurement Officers have demonstrated improved proficiency in conducting tenders, resulting in more efficient and compliant procurement practices. Similarly, Vendor Training has led to enhanced collaboration and increased adherence to procurement regulations and best practice

A Year in Review

16,786

Total Tenders Published

1,729

Cancelled Tenders

15,057

Total Processed Tenders

281 Billion Rupees

Total Processed Tenders Amount

Tender Processing Time Publish to Evaluation



E-Bids 30 Days



49



Manual Bid 52 Days

Average Time 49 Days

Total Processed Tenders on EPPS

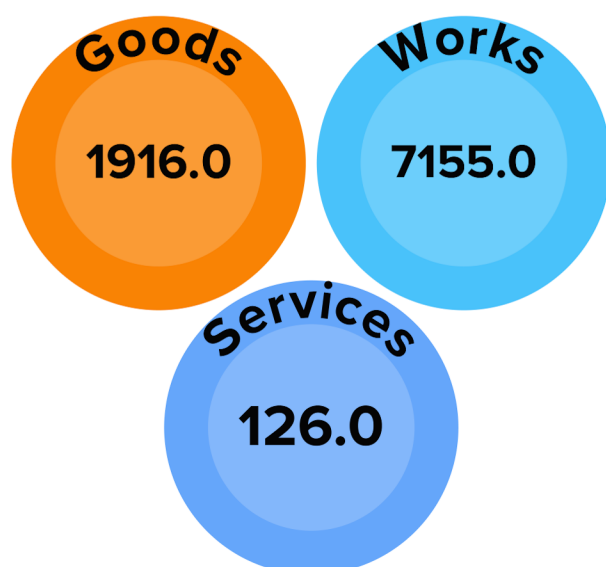
Procurement Category	E-Bid Tenders	E-Bid Amount		Manual Tenders	Manual Amount
Works	525	141.4 Billion		11389	105.4 Billion
Goods	307	29.6 Billion		2,677	2.4 Billion
Services	66	1.94 Billion		93	0.06 Billion
Total	898	173 Billion		14159	108 Billion

Total Tenders in Evaluation stage

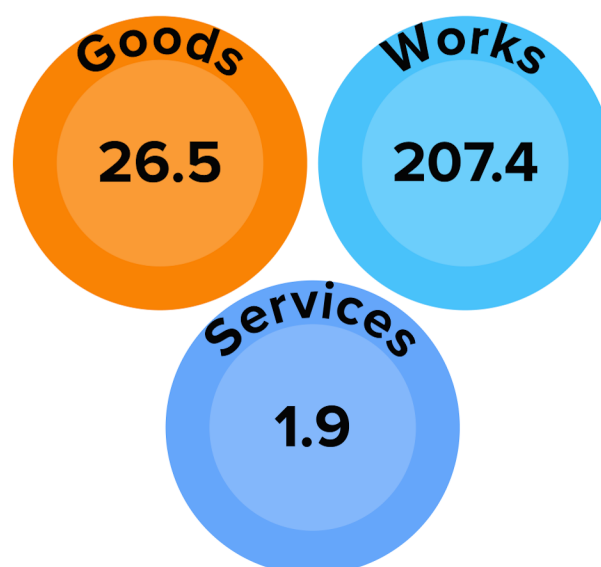
Procurement Category	E-Bid Tenders	E-Bid Amount	Manual Tenders	Manual Amount
Works	459	129.4 Billion	6696	78 Billion
Goods	238	25 Billion	1678	1.5 Billion
Services	55	1.8 Billion	71	0.05 Billion
Total	752	156.2 Billion	8445	79.5 Billion

A total of 9,197 tenders progressed to the evaluation stage, collectively representing a substantial value of 236 billion rupees. Among these tenders, 7,155 were related to works, 1,916 pertained to goods, and 126 were associated with services.

Number of Tenders Category wise



Amount of Tenders in Billion Category wise



Major Procurement Categories

Construction Works Amount


80%

A substantial portion of public procurement expenditures is allocated towards civil works and infrastructure projects.

- Road & Highways
- **1143 Tenders**
- **Amount 69 Billion**



- Dams, Reservoirs & Canals
- **544 Tenders**
- **Amount 65 Billion**



- Building & Infrastructure
- **1738 Tenders**
- **Amount 60 Billion**



- Water & Sanitation
- **3885 Tenders**
- **Amount 26 Billion**



Major Procurements

- **Medicine & Medical Equipment**
- **181 Tenders**
- **Amount 14.7 Billion**



- **Solar Systems**
- **900 Tenders**
- **Amount 10 Billion**



- **Agriculture**
- **272 Tenders**
- **Amount 8 Billion**



- **Vehicle and Accessories**
- **65 Tenders**
- **Amount 6 Billion**



- **ICT Equipment**
- **116 Tenders**
- **Amount 3 Billion**



SAVINGS DETAILS OF WORKS CATEGORY

Total Tenders (6146)

Approved Amount	169,608,564,513
Evaluated Amount	166,069,594,277
Total Savings	3,538,970,236
Saving Percentage	2.06%

E-Bid Tenders (447)

Approved Amount E-Bid	100,453,427,370
Evaluated Amount	97,664,382,512
Total Savings	2,789,044,858
Saving Percentage	2.8%

Manual-Bid Tenders (5699)

Approved Amount Manual Bid	69,155,137,143
Evaluated Amount	68,405,211,765
Total Savings	749,925,378
Saving Percentage	1.08%

“ E-BIDDING HAS PROVEN TO BE INSTRUMENTAL, WITH SIGNIFICANTLY HIGHER COST SAVINGS COMPARED TO MANUAL PROCUREMENT METHODS. ”

Bidder Participation



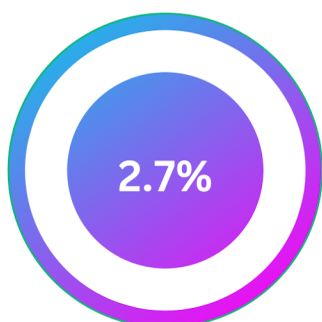
E-Bid



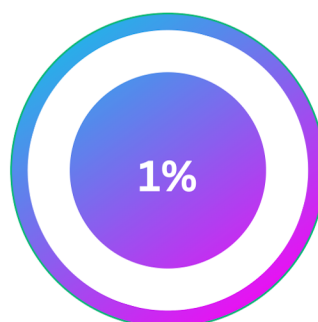
Manual Bid

While examining bidder participation in procurement, a clear distinction emerges between E-Bid and Manual Bid processes. On average, E-Bid collect a higher participation rate at 2.8, while Manual Bid averages at 1.8. This indicates the enhanced efficiency of the E-Bid system, emphasizing the need for further exploration into the advantages of electronic bidding platforms in improving procurement procedures.

Tenders Evaluated Below Estimated Amount



E-Bid



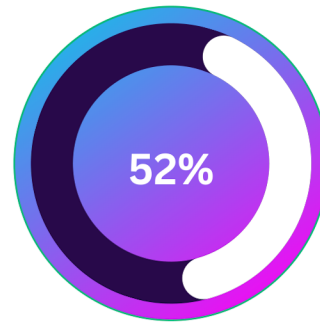
Manual Bid

While examining Tenders Evaluated Below Estimated Amount, a clear distinction emerges between E-Bid and Manual Bid Savings. On average, E-Bid tendering is much cost efficient having approved budget of Rs. 100,453,427,370 with Savings of Rs. 2,789,044,858, while Manual Bid tendering having Approved budget of Rs. 69,155,137,143 with Savings of Rs. 749,925,378.

Tenders Evaluated At Par



E-Bid



Manual Bid

Tender evaluations are vital in procurement. E-bidding procedure shows that 10% tenders were evaluated at par, while 52% of manual tenders were evaluated at par. This contrast highlights the need for improved evaluation efficiency, especially in manual tenders, highlighting the advantages of electronic bidding.

Tenders Evaluated Above Estimated Amount

222 Tenders



Approved Amount



Evaluated Amount

A total of 222 tenders were evaluated above estimated budget. The approved budget the mentioned stood at Rs. 9,976,128,170, while the final evaluated budget exceeded the approved amount to Rs. 10,648,617,728. This data highlights that a variance of 6.74% of Rs. 672,489,558 occurred during the fiscal year. The percentage of evaluated amount above the approved budget in E-bid was 7% while in manual bids its stood at 3.6%.

REGION WISE WORKS TENDERS INFORMATION

S.No	Division	Tenders	Approved Budget	Evaluated Amount	Saving	Percentage
1	Kalat	82	37,500,603,229	35,592,393,501	1,908,209,728	5%
2	Loralai	48	7,887,517,378	8,001,214,999	- 113,697,621	-1.44%
3	Makran	47	6,562,164,872	6,525,095,203	37,069,669	0.56%
4	Nasirabad	59	7,523,245,070	7,231,429,738	291,815,332	3.88%
5	Quetta	132	23,725,770,379	23,352,983,240	372,787,139	1.5%
6	Rakshan	26	4,575,852,024	4,471,654,608	104,197,416	2.2%
7	Sibi	28	6,460,192,406	6,616,301,796	- 156,109,390	-2.42%
8	Zhob	38	7,639,290,327	7,284,889,607	354,400,720	4.64%
Grand Total		460	101,874,635,685	99,075,962,692	2,798,672,993	2.8%

This table provides a comprehensive overview of tender statistics and savings across different divisions. Notable highlights include Kalat's 5% saving, a substantial 1.5% saving in Quetta, and and Similarly 4.64% saving in Zhob. Collectively, these divisions contributed to an overall saving of 2.75%, amounting to 2,798,672,993 rupees, underscoring the efficiency and cost-effectiveness in public procurement practices within Balochistan's diverse regions.

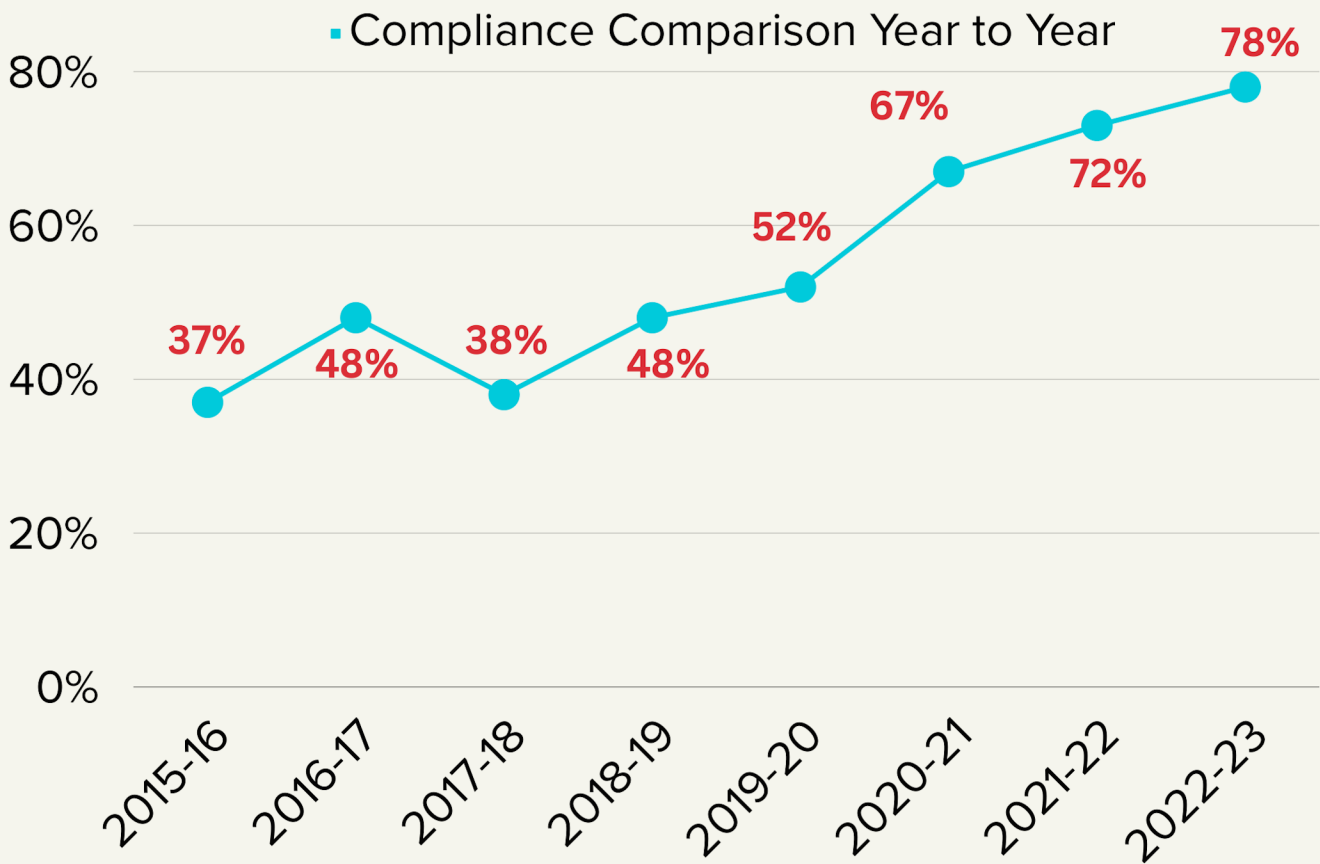
Note: Due to higher inflation rate in government revised the budget of certain projects due to which the evaluated amount remained much higher than the approved amount.

DISTRICT WISE WORKS TENDERS INFORMATION

E-BID Tenders					Manual Tenders		
S.No	District	Approved Budget	Total Evaluated Amount	Savings in Percentage	Approved Budget	Total Evaluated Amount	Savings in Percentage
1	Awaran	26,505,022,123.00	24,857,773,116.00	6.21	1,955,716,981.00	1,957,209,984.00	-0.08
2	Barkhan	2,552,751,712.00	2,525,231,815.00	1.08	2,178,490,951.00	2,175,806,382.00	0.12
3	Chagai	1,120,101,983.00	1,065,902,774.00	4.84	3,032,546,708.00	3,018,501,201.00	0.46
4	Chaman	269,872,280.00	259,766,761.00	3.74	776,790,616.00	771,789,552.00	0.64
5	Dera Bugti	384,765,131.00	367,106,825.00	4.59	1,171,723,233.00	1,164,093,252.00	0.65
6	Dukki	1,713,234,110.00	1,682,156,060.00	1.81	986,602,161.00	983,007,735.00	0.36
7	Gawadar	3,488,486,399.00	3,541,613,574.00	-1.52	859,540,714.00	871,490,618.00	-1.39
8	Harnai	401,202,096.00	398,099,628.00	0.77	752,321,934.00	744,556,841.00	1.03
9	Hub	101,070,000.00	90,963,000.00	10.00	503,748,852.00	498,353,739.00	1.07
10	Jafarabad	2,222,564,376.00	2,100,445,439.00	5.49	2,208,779,280.00	2,147,978,989.00	2.75
11	Jhal Magsi	981,233,876.00	949,240,367.00	3.26	1,336,047,929.00	1,300,666,505.00	2.65
12	Kacchi	826,256,816.00	783,575,985.00	5.17	1,387,806,380.00	1,353,204,178.00	2.49
13	Kalat	730,028,912.00	693,937,229.00	4.94	2,721,084,344.00	2,700,080,054.00	0.77
14	Kech	1,727,889,770.00	1,670,863,554.00	3.30	3,680,967,525.00	3,661,490,508.00	0.53
15	Kharan	741,691,919.00	733,621,247.00	1.09	1,614,189,647.00	1,603,381,481.00	0.67
16	Khuzdar	3,447,114,849.00	3,322,979,066.00	3.60	4,511,243,439.00	4,466,129,127.20	1.00
17	Killa Abdullah	1,909,727,977.00	1,886,952,320.00	1.19	2,433,966,585.00	2,405,251,984.00	1.18
18	Killa Saifullah	2,266,977,733.00	2,217,588,526.00	2.18	1,006,328,750.00	976,417,361.00	2.97
19	Kohlu	1,169,445,494.00	1,141,667,669.00	2.38	664,404,535.00	657,537,131.00	1.03
20	Lasbela	5,760,388,153.00	5,680,868,373.00	1.38	2,682,943,619.00	2,681,646,122.00	0.05
21	Loralai	3,474,280,460.00	3,643,402,129.00	-4.87	857,690,903.00	850,188,327.00	0.87
22	Mastung	91,226,096.00	87,262,001.00	4.35	1,667,837,269.00	1,662,956,442.00	0.29
23	MusaKhel	2,163,250,228.00	2,070,179,161.00	4.30	75,756,715.00	75,681,046.00	0.10
24	Nasirabad	3,242,468,626.00	3,176,656,423.00	2.03	2,752,601,539.00	2,736,273,825.00	0.59
25	Nushki	1,285,743,607.00	1,259,311,261.00	2.06	917,022,488.00	908,276,296.00	0.95
26	Panjour	1,054,939,977.00	1,027,065,330.00	2.64	1,640,845,703.00	1,620,708,983.10	1.23
27	Pishin	1,840,387,125.00	1,725,729,428.00	6.23	3,118,046,736.00	3,105,831,004.00	0.39
28	Quetta	18,850,294,408.00	18,627,563,117.00	1.18	13,933,210,405.00	13,726,684,873.00	1.48
29	Sherani	58,999,486.00	51,735,250.00	12.31	258,218,273.00	241,405,029.00	6.51
30	Sibi	754,144,912.00	740,577,836.00	1.80	1,395,605,508.00	1,377,740,644.40	1.28
31	Sohbatpur	250,721,376.00	221,511,524.00	11.65	1,332,848,148.00	1,316,801,079.00	1.20
32	Surab	865,753,096.00	858,610,716.00	0.82	439,581,854.00	438,033,759.00	0.35
33	Usta Muhamma	-	-	-	1,500,000.00	1,425,545.00	4.96
34	Washuk	1,428,314,515.00	1,412,819,326.00	1.08	695,234,921.00	690,396,549.00	0.70
35	Zhob	3,022,442,976.00	2,822,755,844.00	6.61	844,448,136.00	819,161,112.00	2.99
36	Ziarat	3,750,634,773.00	3,968,849,838.00	-5.82	2,363,578,360.00	2,309,964,282.00	2.27
	Grand Total	100,453,427,370.00	97,664,382,512.00	2.78	68,759,271,141.00	68,020,121,539.70	1.07

This table provides a comprehensive overview of tender statistics and savings across different districts. Notable highlights include Hub, Sherani and Suhbatpur managed to have more than 10% saving. Similarly, savings are evident in E-Bid tenders. Collectively, these districts contributed to an overall saving of 2.8%, amounting to 100 billion rupees, underscoring the efficiency and cost-effectiveness in public procurement practices within Balochistan's diverse districts. Furthermore, in district Ziarat and Loralai works were evaluated 4% above the estimated amount.

Yearly Rules Compliance Graph



In analyzing the Yearly Rules Compliance Graph, a striking trend emerges. This year, our compliance rate has reached an impressive 78%, a significant improvement compared to previous years when compliance rates were notably lower. The key factor contributing to this remarkable achievement is the implementation of EPPS (Electronic Public Procurement System), which has streamlined our processes and significantly enhanced our compliance capabilities.



Recurring Violations

During period under review, the Procuring Agencies overlooked the rules while carrying out procurement process. The rules that are not judiciously followed include:

Forming a clear and unambiguous evaluation criteria	Rule 34
Preparation of a rule compliant bidding document	Rule 27 (1)
Approved Bidding Documents as per rules	Rule 27 (3)
Uploading of bidding documents on BPPRA Website.	Rule 27 (4)
Discriminatory and Difficult Conditions in Bidding Documents.	Rule 37

Rule 34: Evaluation Criteria

It requires the procuring agencies to formulate clear and unambiguous evaluation criteria. Furthermore, failure to compliance with this rule may lead to mis-procurement.

Rule 27 (1): Contents of Bidding Documents

It requires the Procuring Agencies to formulate Rules Compliant Bidding documents by satisfying all the requirements of a proper bidding document.

Rule 27 (3): Use of Notified and Rule Complaint Bidding Document

It require the Procuring Agencies to use bidding documents as and when notified by the Authority: Provided that bidding documents already in use of Procuring Agencies may be retained in their respective usage to the extent they are not inconsistent with these rules.

Rule 27(4): Timely Uploading Bidding documents on BPPRA Website

It requires the Procuring Agencies to timely upload bidding documents on Authority’s website. Failure to which is a blatant violation of Transparency Principle of Public Procurement.

Rule 37: Discriminatory and Difficult Conditions in Bidding Documents

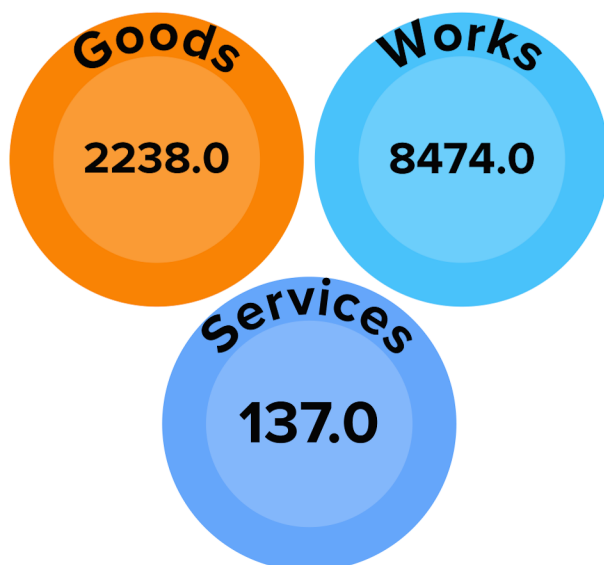
This rule requires the Procuring Agencies not to set such difficult and discriminatory conditions where all the contractors get equal opportunities to participate in a bidding process.

Total Tenders Categories

Procurement Category	E-Bid Tenders	E-Bid Amount	Manual Tenders	Manual Amount
Works	511	140 Billion	7,963	84.3 Billion
Goods	301	29 Billion	1,937	1.8 Billion
Services	63	1.94 Billion	74	0.05 Billion
Total	875	170.9 Billion	9974	86.6 Billion

A total of 10,849 tenders progressed to the evaluation stage, collectively representing a substantial value of 257 billion rupees. Among these tenders, 8,474 were related to works, 2,238 pertained to goods, and 137 were associated with services.

**Number of Tenders
Category wise**



**Amount of Tenders
in Billion Category
wise**



Public Procurement Departmental Review

Communication Works Physical Planning and Housing Department

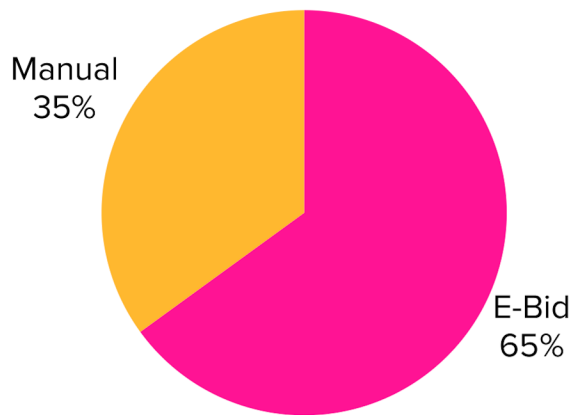
In the year under review, the Communications & Works Department diligently managed a substantial volume of procurement activities. A total of 2966 tenders, representing a cumulative worth of Rs. 104 billion, were processed during this period. This report provides an overview of the department's procurement activities, including completed tenders, those without evaluation reports, and those cancelled or halted after the tender phase.

Total Published Tenders	2966	
Cancelled Tenders	499	
Tenders in Evaluation Process	2467	
Amount	104 Billion	
Evaluation Completed Tenders	1899	
Amount	84.9 Billion	
Evaluated below Estimated Budget	1.22%	E-Bid 1.3%  Manual 1.1%
Average Vendor	1.8	


In the 2022-23 fiscal year, the Communication Works Physical Planning and Housing department in Balochistan made significant amount of public procurements. They published 2966 tenders on EPPS. While 499 tenders were cancelled, 2467 were still under evaluation, with a total worth of 104 billion rupees. A total of 1899 tenders were evaluated by the various Procuring Agencies, totaling 84.9 billion rupees. Similarly, CWPP&H department managed to achieve substantial savings of 1.8%, in their procurements

Communication Works Physical Planning and Housing Department

Evaluated Tenders



In this pie chart the distribution of tenders in terms of amount is showcased E-bid tenders E-Bid make 65% of the total, while manual tenders 35%.



During the rigorous monitoring of Procuring Agencies' published tenders, the Balochistan Public Procurement Regulatory Authority (BPPRA) identified critical issues and rule violations in the procurement process. Notably, infringements of Rule 34, related to clear and unambiguous evaluation criteria, and Rule 37, addressing discriminatory and burdensome conditions in bidding documents, were observed. Furthermore, BPPRA upheld Rule 40, which mandates the transparent announcement of bid evaluation results on the Authority's website, including justifications for the acceptance of the lowest evaluated bid and reasons for non-acceptance of other bids. The procurement landscape featured 290 Ebid tenders, comprising one goods tender and 288 works tenders, alongside 1,765 manual tenders, with a majority of 1,756 in works and 7 in goods, highlighting the department's diverse responsibilities and the critical need for rule adherence.

Irrigation Department

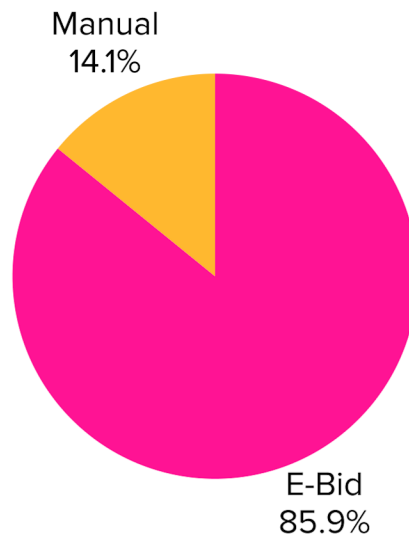
In the year under review, the Irrigation Department diligently managed a substantial volume of procurement activities. A total of 656 tenders, representing a cumulative worth of Rs. 73.8 billion, were processed during this period. This report provides an overview of the department's procurement activities, including completed tenders, those without evaluation reports, and those canceled or halted after the tender phase.

Total Published Tenders	656	
Cancelled Tenders	130	
Tenders in Evaluation Process	526	
Amount	65 Billion	
Evaluation Completed Tenders	501	
Amount	64 Billion	
Evaluated below Estimated Budget	4.9%	E-Bid 5.6%  Manual 2.8%
Average Vendor	2.11	


In the 2022-23 fiscal year, the Public Health department in Balochistan made significant amount of public procurements with some big dams. They published 656 tenders on EPPS. While 130 tenders were cancelled, 526 were still under evaluation, with a total worth of 65 billion rupees. A total of 501 tenders were evaluated by the various Procuring Agencies, totaling 64 billion rupees. Similarly, Irrigation department managed to achieve substantial savings of 4.9%, in their procurements

Irrigation Department

Evaluated Tenders



In this pie chart the distribution of tenders in terms of amount is showcased E-bid tenders E-Bid make 85.9% of the total, while manual tenders 14.1%.



While closely monitoring Procuring Agencies' published tenders, the Balochistan Public Procurement Regulatory Authority (BPPRA) identified key shortcomings and rule violations in the procurement process. Particularly, Rule 34, emphasizing the need for clear and unambiguous evaluation criteria, and Rule 37, which addresses discriminatory and challenging conditions in bidding documents, were recurrently violated. Furthermore, BPPRA upheld Rule 40, requiring Procuring Agencies to transparently announce and upload bid evaluation results on the Authority's website, with justifications for accepting the lowest bid and reasons for rejecting others. Notably, the procurement landscape included 76 Ebid tenders, with one pre-qualification and 75 works tenders, while manual tenders numbered 441, encompassing 438 works and 3 services tenders, reflecting the department's diverse responsibilities and the critical importance of rule adherence.

Public Health Engineering

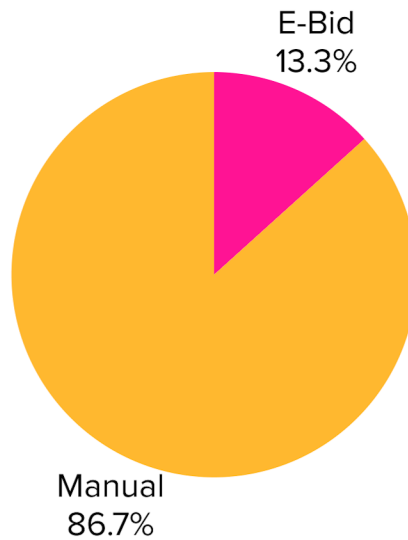
In the year under review, the Public Health Engineering diligently managed a substantial volume of procurement activities. A total of 5893 tenders, representing a cumulative worth of Rs. 23.6 billion, were processed during this period. This report provides an overview of the department's procurement activities, including completed tenders, those without evaluation reports, and those canceled or halted after the tender phase.

Total Published Tenders	5893	
Cancelled Tenders	201	
Tenders in Evaluation Process	3868	
Amount	15 Billion	
Evaluation Completed Tenders	2905	
Amount	13 Billion	
Evaluated below Estimated Budget	4.2%	E-Bid 3.3%  Manual 1.1%
Average Vendor	1.8	

In the 2022-23 fiscal year, the Public Health Department in Balochistan made the highest number of public procurements in terms of tenders. They published 5893 tenders on EPPS. While 201 tenders were cancelled, 3868 were still under evaluation process, with a total worth of 15 billion rupees. Out of which A total of 2905 tenders were evaluated by the various Procuring Agencies, totaling 13 billion rupees. Similarly, Public Health department managed to achieve substantial savings of 4.2%, in their procurements.

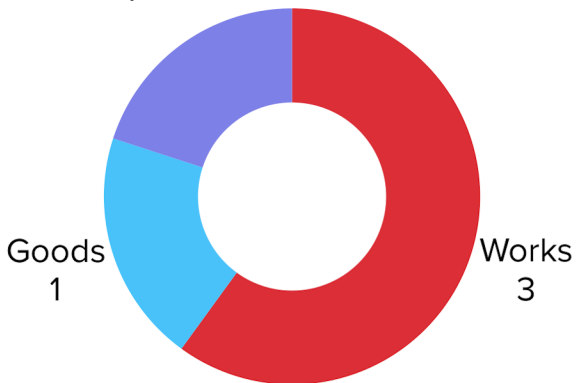
Public Health Engineering

Evaluated Tenders




In this pie chart the distribution of tenders in terms of amount is showcased E-bid tenders E-Bid make 13.3% of the total, while manual tenders 86.7%.

Pre-qualification
1



E-BID

Goods
13




Manual

During monitoring of the department's Procuring Agencies' published tenders, the Balochistan Public Procurement Regulatory Authority (BPPRA) identified significant shortcomings and rule violations in the procurement process, particularly concerning Rule 34 (clear evaluation criteria) and Rule 37 (discriminatory conditions in bidding documents). Upholding Rule 40's transparency mandate, Procuring Agencies were obligated to announce and report bid evaluation results on the Authority's website. The procurement landscape featured four Ebid tenders, with one pre-qualification, one goods, and three works tenders. Manual tenders totaled 3,863, comprising 3,850 works and 13 goods, emphasizing the department's multifaceted responsibilities and the need for stringent rule adherence.

Agriculture

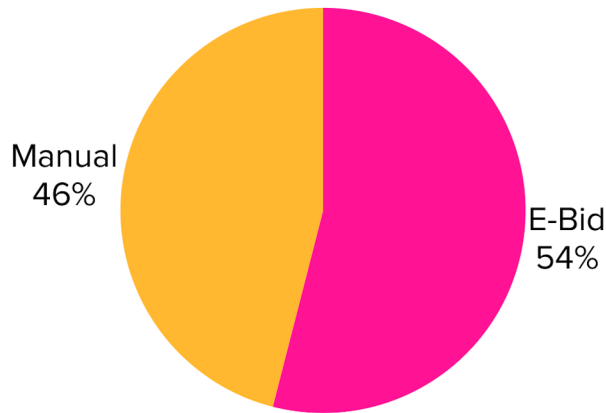
In the year under review, the Agriculture Department diligently managed a substantial volume of procurement activities. A total of 414 tenders, representing a cumulative worth of Rs. 19.8 billion, were processed during this period. This report provides an overview of the department's procurement activities, including completed tenders, those without evaluation reports, and those canceled or halted after the tender phase.

Total Published Tenders	411	
Cancelled Tenders	56	
Tenders in Evaluation Process	349	
Amount	13.7 Billion	
Evaluation Completed Tenders	340	
Amount	13.3 Billion	
Evaluated below Estimated Budget	1.4%	E-Bid 5.3%  Manual 0.5%
Average Vendor	2.45	

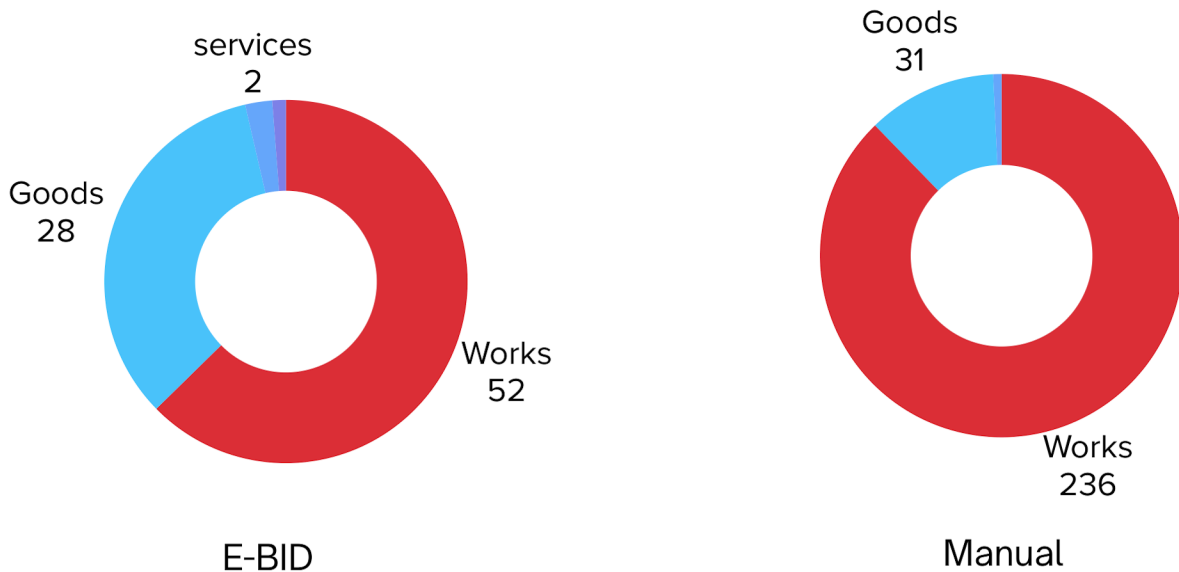
In the 2022-23 fiscal year, the Agriculture Department in Balochistan made large number of public procurement. They published 411 tenders on EPPS. While 56 tenders were cancelled, 349 were still under evaluation process, with a total worth of 13.7 billion rupees. Out of which a total of 340 tenders were evaluated by the various Procuring Agencies, totaling 13.3 billion rupees. Similarly, Public Health department managed to achieve savings of 1.4%, in their procurements.

Agriculture

Evaluated Tenders



In this pie chart the distribution of tenders in terms of amount is showcased E-bid tenders E-Bid make 13.3% of the total, while manual tenders 86.7%.



While diligently monitoring Procuring Agencies' published tenders, the Balochistan Public Procurement Regulatory Authority (BPPRA) identified significant shortcomings and rule violations in the procurement process, with Rule 34 (clear evaluation criteria) and Rule 37 (discriminatory conditions in bidding documents) frequently transgressed. Rule 40, emphasizing transparency, was upheld, requiring Procuring Agencies to announce and report bid evaluation results on the Authority's website. The procurement landscape featured 82 Ebid tenders, comprising 2 services, 28 goods, and 52 works tenders, while manual tenders numbered 267, with 236 for works and 31 for goods, underlining the department's diverse responsibilities and the critical need for rule adherence.

Health Department

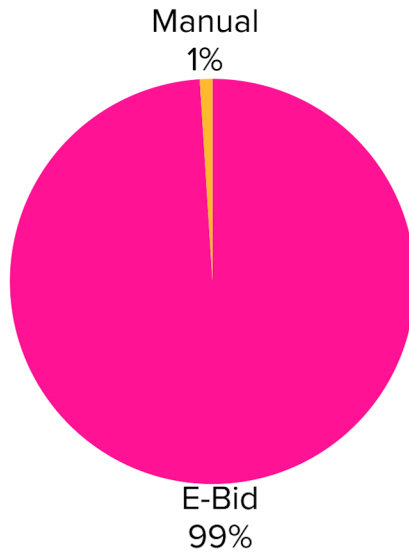
In the year under review, the Health government Department diligently managed a substantial volume of procurement activities. A total of 733 tenders, representing a cumulative worth of Rs. 26 billion, were processed during this period. This report provides an overview of the department's procurement activities, including completed tenders, those without evaluation reports, and those canceled or halted after the tender phase.

Total Published Tenders	733
Cancelled Tenders	72
Tenders in Evaluation Process	199
Amount	17.9 Billion
Evaluation Completed Tenders	163
Amount	16.6 Billion
Evaluated below Estimated Budget	0%
Average Vendor	3.3

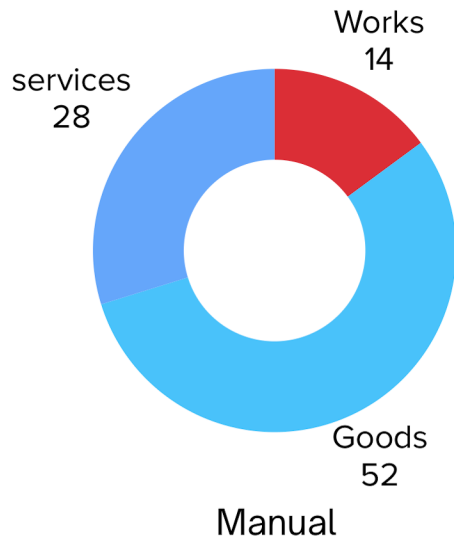
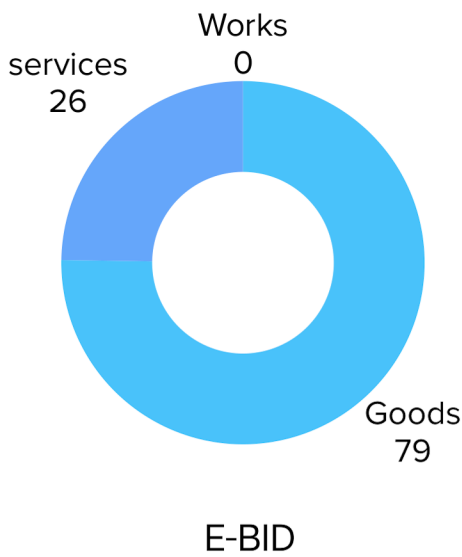
In the 2022-23 fiscal year, the Health Department in Balochistan made large amount of public procurements. They published 733 tenders on EPPS. While 72 tenders were cancelled, 163 were still under evaluation process, with a total worth of 17.9 billion rupees. Out of which a total of 163 tenders were evaluated by the various Procuring Agencies, totaling 16.6 billion rupees. Similarly, Public Health department could not manage to achieve savings in their procurements.

Health Department

Evaluated Tenders



In this pie chart the distribution of tenders in terms of amount is showcased E-bid tenders E-Bid make 99% of the total, while manual tenders 1%.



While vigilantly monitoring Procuring Agencies' published tenders, the Balochistan Public Procurement Regulatory Authority (BPPRA) identified significant shortcomings and rule violations in the procurement process, with Rule 34 (clear evaluation criteria) and Rule 37 (discriminatory conditions in bidding documents) frequently transgressed. Rule 40, emphasizing transparency, was upheld, requiring Procuring Agencies to announce and report bid evaluation results on the Authority's website. The procurement landscape featured 105 Ebid tenders, comprising 26 services and 79 goods, while manual tenders numbered 94, with 14 for works, 28 for services, and 52 for goods, underscoring the department's diverse responsibilities and the imperative need for rule adherence.

Local Government

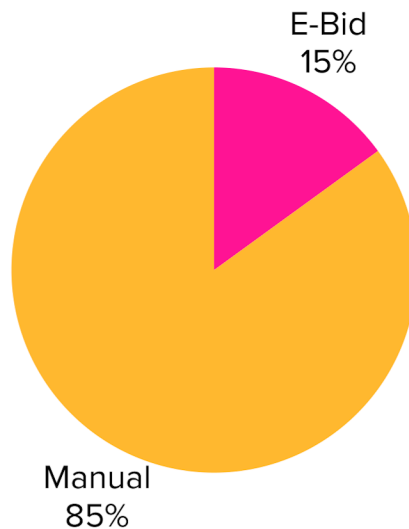
In the year under review, the Local government Department diligently managed a substantial volume of procurement activities. A total of 975 tenders, representing a cumulative worth of Rs. 17 billion, were processed during this period. This report provides an overview of the department's procurement activities, including completed tenders, those without evaluation reports, and those canceled or halted after the tender phase.

Total Published Tenders	995	
Cancelled Tenders	130	
Tenders in Evaluation Process	734	
Amount	13.5 Billion	
Evaluation Completed Tenders	671	
Amount	12.3 Billion	
Evaluated below Estimated Budget	1.2%	E-Bid 5.4%  Manual 0.5%
Average Vendor	2.83	


In the 2022-23 fiscal year, the Local Government Department in Balochistan made a significant number of public procurements. They published 995 tenders on EPPS. While 130 tenders were cancelled, 734 were still under evaluation process, with a total worth of 13.5 billion rupees. Out of which A total of 671 tenders were evaluated by the various Procuring Agencies, totaling 12.3 billion rupees. Similarly, Local Government department managed to achieve savings of 1.2%, in their procurements.

Local Government

Evaluated Tenders



In this pie chart the distribution of tenders in terms of amount is showcased E-bid tenders E-Bid make 15% of the total, while manual tenders 85%.



During the monitoring of Procuring Agencies' published tenders, the Balochistan Public Procurement Regulatory Authority (BPPRA) identified significant shortcomings and rule violations in the procurement process, notably Rule 34 (clear evaluation criteria) and Rule 37 (discriminatory conditions in bidding documents). Upholding Rule 40's transparency requirements, Procuring Agencies were obligated to announce and report bid evaluation results on the Authority's website. The procurement landscape encompassed 23 Ebid tenders, including 2 for goods and 21 for works, while manual tenders totaled 771, with 679 for works and 32 for goods. This diversity underscores the department's multifaceted responsibilities and the critical necessity of adhering to procurement rules.

Metropolitan Corporation Quetta

In the year under review, the Metropolitan Corporation Quetta managed a substantial volume of procurement activities. A total of 186 tenders, representing a cumulative worth of Rs. 808 million, were processed during this period. This report provides an overview of the department's procurement activities, including completed tenders, those without evaluation reports, and those canceled or halted after the tender phase.

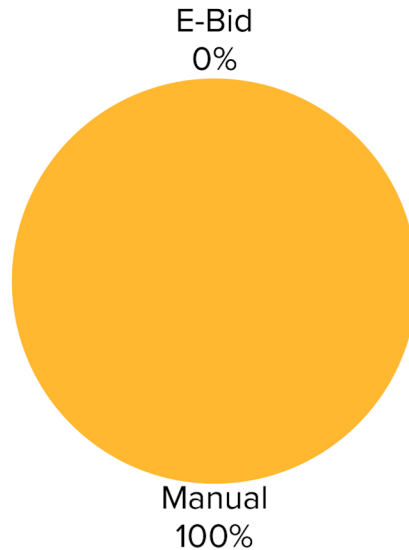
Total Published Tenders	186
Cancelled Tenders	81
Tenders in Evaluation Process	105
Amount	330 Million
Evaluation Completed Tenders	104
Amount	229 Billion
Evaluated below Estimated Budget	0%
Average Vendor	1.5

In the 2022-23 fiscal year, Metropolitan Corporation made a significant number of public procurements. They published 186 tenders on EPPS. While 81 tenders were cancelled, 105 were still under evaluation process, with a total worth of 330 million rupees. Out of which a total of 104 tenders were evaluated by the various Procuring Agencies, totaling 229 million rupees. Similarly, Metropolitan Corporation Quetta could not manage to achieve savings in their procurements.

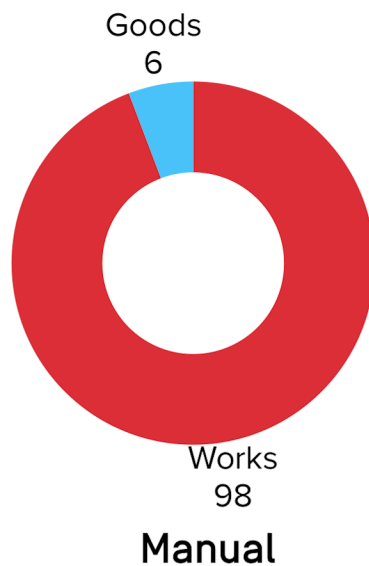
Metropolitan Corporation

Quetta

Evaluated Tenders



In this pie chart the distribution of tenders in terms of amount is showcased E-bid tenders E-Bid make 15% of the total, while manual tenders 85%.



During monitoring of the department's Procuring Agencies' published tenders, the Balochistan Public Procurement Regulatory Authority (BPPRA) detected substantial shortcomings and rule violations in the procurement process, with Rule 34 (clear evaluation criteria) and Rule 37 (discriminatory conditions in bidding documents) recurring areas of concern. Rule 40's transparency mandate was upheld, necessitating Procuring Agencies to publicly announce and report bid evaluation results on the Authority's website. The procurement landscape revealed solely manual tenders, numbering 104, with 98 for works and 6 for goods. This underscores the department's multifaceted responsibilities and the pivotal role of adhering to procurement rules.

Education Sector

Secondary Education & Higher & Technical Education

In the year under review, the Education Departments Secondary Education Department SED (2202) with 3.6 billion and Higher Education (501) with approved budget 7.4 billion diligently managed a substantial volume of procurement activities. A total of 2703 tenders, representing a cumulative worth of Rs. 10.9 billion, were processed during this period. This report provides an overview of the department's procurement activities, including completed tenders, those without evaluation reports, and those canceled or halted after the tender phase.

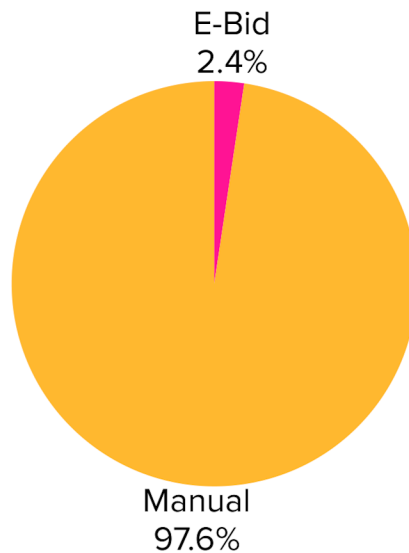
Total Published Tenders	2703		
Cancelled Tenders	173		
Tenders in Evaluation Process	2532		
Amount	9.2 Billion		
Evaluation Completed Tenders	1172		
Amount	8.6 Billion		
Evaluated below Estimated Budget	-4.5%	E-Bid -5.4%	Manual -0.9%
Average Vendor	2.11		

In the 2022-23 fiscal year, Secondary Education and Higher Education Departments made a significant number of public procurements. They published 2703 tenders on EPPS. While 173 tenders were cancelled, 2532 were still under evaluation process, with a total worth of 9.2 billion rupees. Out of which a total of 1172 tenders were evaluated by the various Procuring Agencies, totaling 8.6 million rupees.

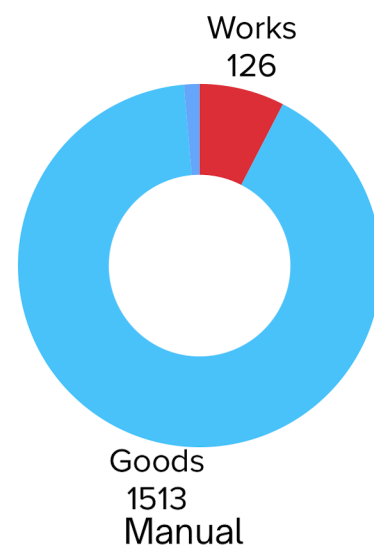
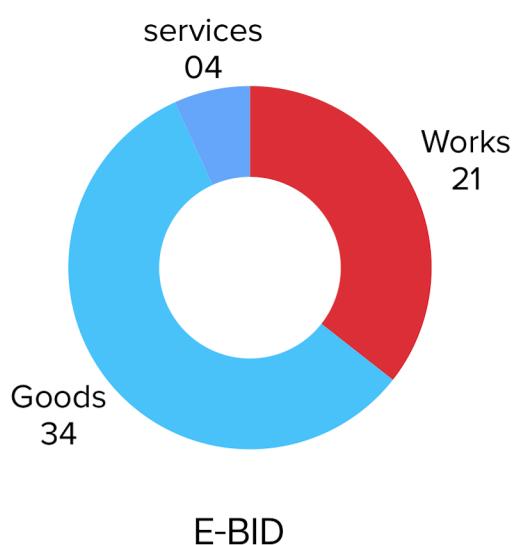
Education Sector

Secondary Education & Higher & Technical Education

Evaluated Tenders




In this pie chart the distribution of tenders in terms of amount is showcased E-bid tenders E-Bid make 2.4% of the total, while manual tenders 97.6%.



During monitoring of the department's Procuring Agencies' published tenders, the Balochistan Public Procurement Regulatory Authority (BPPRA) identified significant shortcomings and rule violations in the procurement process, particularly concerning Rule 34 (clear evaluation criteria) and Rule 37 (discriminatory conditions in bidding documents). Upholding Rule 40's transparency mandate, Procuring Agencies were obligated to announce and report bid evaluation results on the Authority's website. The procurement landscape featured 59 Ebid tenders, encompassing 34 goods, 21 works, and 4 services, while manual tenders totaled 1639, comprising 126 works and 1513 goods. This underlines the department's multifaceted responsibilities and the crucial need for adherence to procurement rules.

Development Authorities

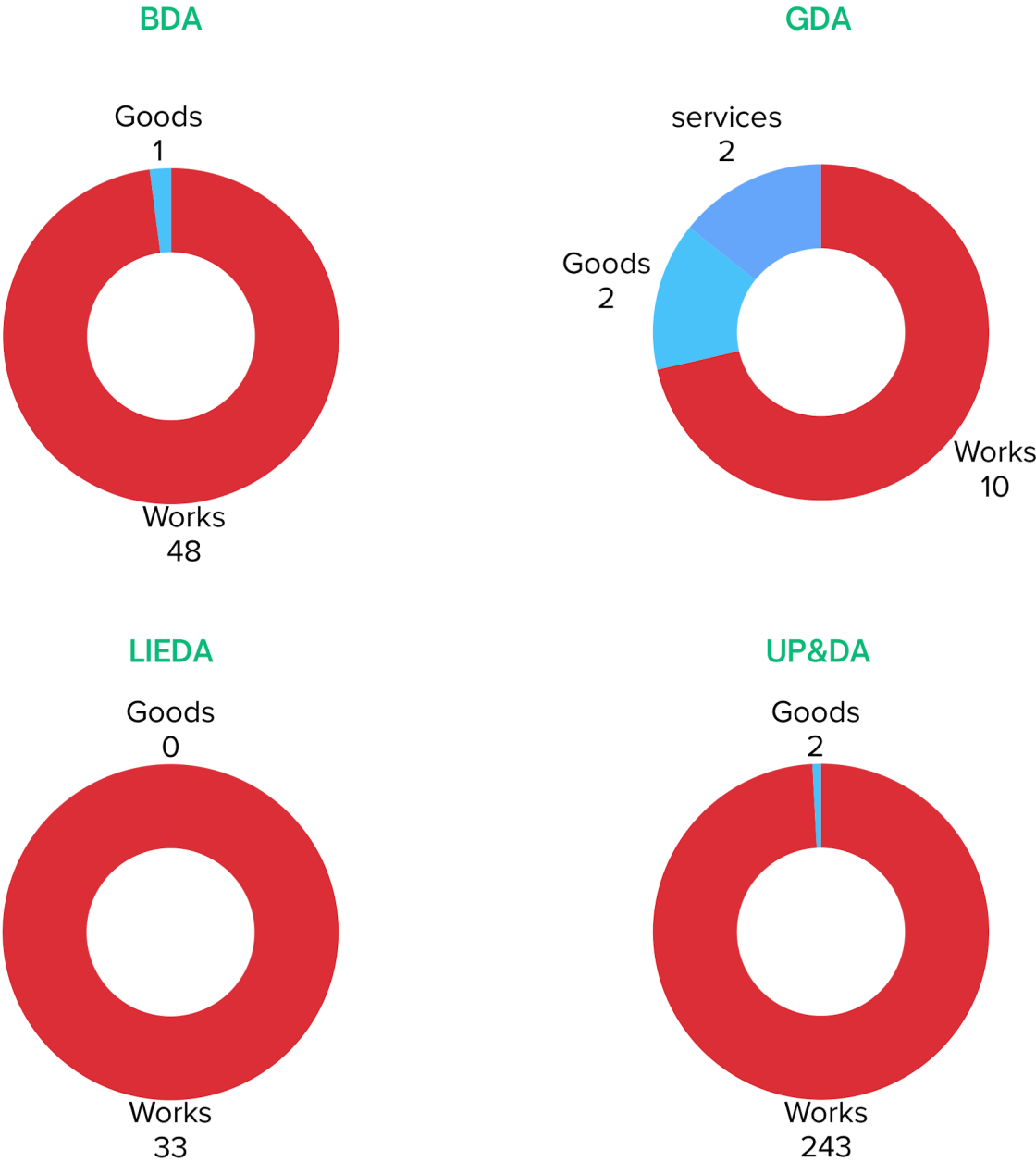
In the year under review, the Procuring agencies of Balochistan Development Authority (BDA), Gawadar Development Authority (GDA), Urban Planning & Development Authority UP&DA) and Lesbela Industrial Estate Development Authority (LIEDA) diligently managed a substantial volume of procurement activities. A total of 426 tenders, representing a cumulative worth of Rs. 16 billion, were processed during this period.

Total Published Tenders	426	
Cancelled Tenders	63	
Tenders in Evaluation Process	363	
Amount	11.3 Billion	
Evaluation Completed Tenders	345	
Amount	10.8 Billion	
Evaluated below Estimated Budget	0.4%	E-Bid 0.7%  Manual 0.2%
Average Vendor	2.11	

In the 2022-23 fiscal year, Development Authorities made significant number of public procurements. They published 426 tenders on EPPS. While 63 tenders were cancelled, 363 were still under evaluation process, with a total worth of 11.3 billion rupees. Out of which a total of 345 tenders were evaluated by the various Procuring Agencies, totaling 10.8 million rupees.

Development Authorities

Evaluated Tenders



While monitoring the published tenders of Procuring Agencies of the department, BPPRA issued observations relating to the shortcomings and violation of rules in the procurement process. The violation of Rule 34 "forming a clear and unambiguous evaluation criteria" and Rule 37 "Discriminatory and difficult conditions in bidding documents" were witnessed numerous times. Similarly, as per rule 40 "Procuring Agencies shall announce and upload on Authority's web the results of bid evaluation in the form of a report giving justification for acceptance of lowest evaluated bid, and reasons for non-acceptance of all other bids.

Water & Sanitation Authority

In the year under review, the Water and Sanitation Department managed a substantial volume of procurement activities. A total of 484 tenders, representing a cumulative worth of Rs. 2.2 were processed during this period. This report provides an overview of the department's procurement activities.

Total Published Tenders	484
Cancelled Tenders	20
Tenders in Evaluation Process	464
Amount	1.8 Billion
Evaluation Completed Tenders	3
Amount	293 Million
Evaluated below Estimated Budget	0
Average Vendor	2

In the 2022-23 fiscal year, Development Authorities made significant number of public procurements. They published 484 tenders on EPPS. While 20 tenders were cancelled, 464 were still under evaluation process, with a total worth of 1.8 billion rupees. Out of which a total of 3 tenders were evaluated by the various Procuring Agencies, totaling 293 million rupees.

Other Departments

S.NO	DEPARTMENTS	NO OF TENDERS	APPROVED BUDGET
1	Balochistan Board of Investment	2	4,700,000
2	Balochistan Charities Registration and Regulation Authority (BCRA)	1	750,000
3	Balochistan Food Authority	5	202,590,000
4	Balochistan High Court	7	31,370,000
5	Balochistan Provincial Assembly	14	46,300,000
6	Balochistan Public Service Commission	4	3,840,000
7	Board Of Revenue Department	12	104,471,000
8	Building Physical Planning & Housing Department	4	44,439,827
9	Chief Minister's Inspection Team	1	15,000,000
10	Chief Minister's Secretariat	6	18,448,250
11	Commissioner Kalat Division Office	1	1,980,000
12	Commissioner Sibi Division Office	142	394,952,740
13	Culture Tourism & Archives Department	12	227,414,000
14	Energy Department	77	3,214,156,392
15	Excise, Taxation & Anti-Narcotics Department	8	82,000,000
16	Finance Department	27	53,201,525
17	Fisheries Department	3	7,851,000
18	Food Department	9	1,170,300,000
19	Forest & Wildlife Department	229	595,001,276
20	Governor House Quetta	3	12,556,250
21	Higher & Technical Education Department	444	5,567,623,482
22	Home & Tribal Affairs Department	34	971,051,026
23	Industries And Commerce Department	5	91,931,500
24	Judiciary	7	5,826,000
25	Labor & Manpower Department	22	270,832,704
26	Law & Parliamentary Affairs	2	8,000,000
27	Livestock And Dairy Development Department	104	905,857,000
28	Mines & Minerals Department	6	20,310,500
29	Minorities Affairs Department	2	24,000,000
30	Other	4	8,520,000
31	Planning & Development Department	31	4,931,754,638
32	Police Department	57	1,903,605,810
33	Population Welfare Department	2	48,000,000
34	Provincial Disaster Management Authority(PDMA)	16	326,555,906
35	Provincial Library Balochistan	18	15,115,000
36	Reclamation & Probation Directorate	1	550,000
37	Religious Affairs And Inter Faith Harmony Department	1	292,500,000
38	Science And Information Technology	38	2,141,521,792
39	Services And General Administration Department (S&GD)	74	500,387,904
40	Social Welfare, Special Education , Literacy/Non Formal Education And Human Rights	45	497,150,364
41	Sports & Youth Affairs Department	10	267,166,000
42	Transport Department	1	250,000,000
GRAND TOTAL		1491	25,279,581,886

Overall Findings

- Procuring Officers who are managing public procurements need EPPS and BPPRA rules trainings. The violation of 34 and 37 by Procuring Agencies was observed while preparing bid documents. The Department should make it mandatory for each Procuring Committee members to be trained on EPPS and BPPRA Rules.
- A large number of Procuring Agencies failed to upload bidders' attendance in the given time in manual bids.
- Wrong procurement titles were written by many Procuring Agencies of various departments which resulted in lack of clarity and precision in tender documents because procurement documents seemed to published on EPPS by lower staff of the Procuring Agencies.
- A number of Goods category tenders were added in Works Category by many Procuring Agencies of various department.
- Complications were witnessed in the item-wise bids while reviewing their evaluation reports. Some procuring agencies had not mentioned the number of items to be purchased.
- Evaluation reports with mis-quoted figures were uploaded by the Procuring Agencies. Procuring Agencies should be careful in stating figures in evaluation reports because once published those will not changed
- Splitting of works tenders mainly by CWPP&H and Local Government departments was witnessed in order to avoid E-bidding, deliberately threshold seemed to be kept below 50 millions. P&D Department should incorporate the threshold of Works in PC-1 .
- Procuring Agencies failed to follow the Standard Procurement Code of Ethics while managing Public Procurements. Besides following the rules Procuring Agencies need to show commitment in observing procurement Code of Ethics

Future Goals

- **Enhanced Transparency and Efficiency:** BPPRA's aim is to streamline and enhance procurement procedures, reducing time frames and minimizing administrative complexities, with e-bidding playing a key role in expediting the process. BPPRA will implement measures to improve transparency in all procurement processes, ensuring they are open and accountable, including further adoption of e-bidding for increased transparency by reducing the thresholds for Works, Goods and Services
- **Capacity Building:** BPPRA is committed to provide continuous training and development programs for procurement officers and vendors to keep them updated with evolving practices and technologies, including those related to e-bidding. BPPRA will initiate online training programs and certification through its Learning Management System
- **Innovation:** BPPRA will further enhance embracing the cutting-edge technologies such as e-bidding, artificial intelligence, and data analytics to modernize and optimize our procurement procedures.
- **Cost Reduction:** Our efforts will focus on achieving cost-effective procurement, ensuring the efficient utilization of public funds, with e-bidding contributing to cost savings.
- **Environmental and Social Responsibility:** BPPRA is committed actively promote sustainable and socially responsible procurement practices, aligning with global best practices and goals, including eco-friendly e-bidding solutions.
- **Supplier Diversity:** BPPRA aims to encourage a diverse range of suppliers' participation, fostering healthy competition, including through e-bidding, and supporting local businesses.
- **Legal and Regulatory Compliance:** EPPS has already enhanced BPPRA rules compliance rate. BPPRA will remain vigilant and updated on changes in procurement laws and regulations, ensuring strict adherence to them, including e-bidding regulations.
- **Stakeholder Collaboration:** BPPRA will actively collaborate with government departments, agencies, vendors and international organizations to share knowledge and best practices in the field of procurement, including e-bidding best practices.
- **Public Awareness:** BPPRA will engage in public awareness campaigns to educate the public on procurement processes and their rights, promoting accountability and active engagement, including the role of e-bidding in transparency and efficiency.



"Balancing Transparency, Efficiency, and Growth – BPPRA: Pioneering Excellence in Procurement."

**Drafted and Prepared
by
M&E Wing BPPRA**

**Balochistan Public Procurement Regulatory Authority
House No 2, Arbab Street Joint Road,
Quetta, Pakistan
Telephone: +92 (0)81-2446613 Fax: +92(0) 81-2446614**